

## CLASSEMENT FINAL 3ème Montée de Course

Date: 29/05/2022

Time: 15:41:39

Page: 1 / 2

Average first: 122 km/h for 3.2 km.

Pos	Nr	Driver	Group	Class	Positions Grp Cla	Car	Inter 1.80	Vit 1.80	Total	Diff leader	Prev Diff
1	205	CARRE Simon	DE	3	1 1	Dallara F394	0:49.035	168.75	1:34.102		
2	277	BRADLEY Damien	FC	4	1 1	Subaru Legacy	0:51.176	144.64	1:36.527	+02.425	+0:02.425
3	203	O'BRIEN Ben	DE	3	2 2	Reynard F3	0:51.153	155.02	1:37.250	+03.148	+0:00.723
4	278	BERRISFORD Chris	FC	4	2 2	Subaru Impreza	0:52.001	148.62	1:39.222	+05.120	+0:01.972
5	219	WALKER Ross	GT7	2	1 1	Caterham Seven	0:52.406	151.40	1:40.065	+05.963	+0:00.843
6	275	FURZELAND Steve	FC	4	3 3	Subaru S12 WRC	0:52.674	117.82	1:40.550	+06.448	+0:00.485
7	294	FAY Dara	FC	2	4 1	Suzuki Swift	0:52.868	151.40	1:41.543	+07.441	+0:00.993
8	210	STEPHENS Rory	C3	3	1 1	Ford Escort RSR	0:52.003	159.61	1:41.614	+07.512	+0:00.071
9	215	CUNNINGHAM Gary	C3	1	2 1	Z Car Mini	0:54.795	154.29	1:42.526	+08.424	+0:00.912
10	283	SLADE Chris	FC	3	5 1	Ford Escort Mk2	0:54.703	152.11	1:43.294	+09.192	+0:00.768
11	280	ANDREWS Justin	FC	4	6 4	Subaru Impreza	0:55.500	147.95	1:43.759	+09.657	+0:00.465
12	267	SLADE Andy	FC	4	7 5	MG Metro 6R4	0:55.457	138.46	1:44.849	+10.747	+0:01.090
13	285	GARDINER Tommy	FC	3	8 2	Honda EG Civic	0:56.555	145.29	1:47.685	+13.583	+0:02.836
14	220	LAING Stephen	GT7	2	2 2	Caterham R500	0:56.475	156.52	1:47.817	+13.715	+0:00.132
15	270	MCMULLEN Neil	FC	4	9 6	Renault Clio	0:57.506	139.66	1:48.843	+14.741	+0:01.026
16	234	WILLIAMS Richard	GT	4	3 1	Porsche Boxter	0:57.470	139.66	1:48.859	+14.757	+0:00.016
17	214	RUSSELL Craig	C3	1	3 2	Westfield XTR2	0:58.553	152.11	1:49.378	+15.276	+0:00.519
18	236	TOON Robert	GT	4	4 2	Morgan Plus 8	0:58.356	140.26	1:49.667	+15.565	+0:00.289
19	244	CRAWFORD Adrian	GT	4	5 3	Porsche 911 SC 3.0	0:58.367	132.79	1:49.703	+15.601	+0:00.036
20	292	KING Stephen	FC	2	10 2	Austin Mini Cooper	0:57.847	143.36	1:49.933	+15.831	+0:00.230
21	296	CREWES Peter	FC	2	11 3	Mini Cooper S	0:59.014	135.00	1:50.732	+16.630	+0:00.799
22	243	EVERETT Mark	GT	4	6 4	TVR Griffith	0:58.092	135.00	1:51.230	+17.128	+0:00.498
23	221	AVES Mathew	GT7	1	7 1	Caterham 7 HPC	0:59.935	127.06	1:51.656	+17.554	+0:00.426
24	291	BRUCE Jeff	FC	2	12 4	BMW Mini One	0:58.747	132.24	1:52.035	+17.933	+0:00.379
25	274	FURZELAND Danielle	FC	4	13 7	Subaru Impreza B13	1:00.268	129.60	1:53.385	+19.283	+0:01.350
26	287	DEEGAN Jack	FC	3	14 3	Peugeot 205 GTI	1:00.753	127.06	1:53.949	+19.847	+0:00.564
27	293	GRAHAM Gary	FC	2	15 5	Peugeot 205 GTI	1:00.292	137.29	1:54.217	+20.115	+0:00.268
28	239	KAVANAGH Rob	GT	4	8 5	Porsche 911	1:01.013	135.56	1:54.380	+20.278	+0:00.163
29	269	MEEK Andrew	FC	4	16 8	Subaru Impreza WRX	1:00.975	113.68	1:54.562	+20.460	+0:00.182
30	279	BELL Sheridan	FC	4	17 9	Renault R5 Turbo 2	1:01.061	118.25	1:54.730	+20.628	+0:00.168
31	222	LLOYD John	GT7	1	9 2	Caterham Super Seven	1:01.567	129.60	1:55.815	+21.713	+0:01.085
32	248	LEACH Martin	GT	3	10 1	Lotus Europa	1:01.737	124.62	1:56.294	+22.192	+0:00.479
33	242	FORDY John	GT	4	11 6	Porsche 911 RSR	1:02.274	122.73	1:56.757	+22.655	+0:00.463
34	240	HANKINS Mark	GT	4	12 7	TVR 2500 Vixen	1:01.618	123.66	1:57.107	+23.005	+0:00.350
35	253	HANNAM Peter	GT	3	13 2	Lotus Elise	1:02.725	130.65	1:57.240	+23.138	+0:00.133
36	237	MORGAN Steven	GT	4	14 8	Porsche 911	1:02.738	129.08	1:57.278	+23.176	+0:00.038
37	295	DERRICK Richard	FC	2	18 6	Morris Mini 1275 GT	1:02.914	122.73	1:57.904	+23.802	+0:00.626
38	218	HOMER Richard	GT7	3	15 1	Caterham CSR 260	0:49.035	116.97	1:59.661	+25.559	+0:01.757
39	252	O'SHEA Mick	GT	3	16 3	Rover MG BGT	1:03.605	126.07	1:59.750	+25.648	+0:00.089
40	297	BLAIR Bill	FC	2	19 7	Mini Cooper	1:02.537	124.62	1:59.959	+25.857	+0:00.209
41	249	TARR Mike	GT	3	17 4	Lotus Elan	1:04.790	131.17	2:00.793	+26.691	+0:00.834
42	261	HULME Johnny	GT	2	18 1	Alpine A110	1:05.788	118.25	2:01.637	+27.535	+0:00.844
43	241	GIDDINGS Jim	GT	4	19 9	Triumph TR8	1:03.638	132.24	2:02.018	+27.916	+0:00.381
44	251	RECORD Anthony	GT	3	20 5	Mazda MX5	1:05.107	136.71	2:04.043	+29.941	+0:02.025






## CLASSEMENT FINAL 3ème Montée de Course

Date: 29/05/2022

Time: 15:41:39

Page: 2 / 2

Average first: 122 km/h for 3.2 km.

Pos	Nr	Driver	Group	Class	Positions		Car	Inter 1.80	Vit 1.80	Total	Diff leader	Prev Diff
					Grp	Cl						
45	260	DAVEY John	 GT	2	21	2	MG Midget	1:05.476	114.89	2:04.982	+30.880	+0:00.939
46	259	ELLENS Peter	 GT	2	22	3	Alpine A110	1:06.844	121.35	2:05.484	+31.382	+0:00.502
47	235	WESTON Gordon	 GT	4	23	10	Porsche 924S	1:08.820	106.93	2:08.053	+33.951	+0:02.569
48	258	MCILROY Trevor	 GT	2	24	4	Austin Healey Sebring Sprite	1:08.185	110.96	2:08.105	+34.003	+0:00.052
49	299	GANNON Patrick	 FC	1	20	1	Morris Mini Cooper S	1:19.550	95.01	2:28.403	+54.301	+0:20.298